

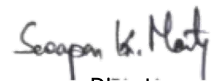
VIP Industries BD Manufacturing Private Limited
Statement of Financial Position
As at 31 March 2022

	Note	Amount in Taka	
		March 31, 2022	March 31, 2021
ASSETS			
Non current assets			
Property, plant and equipment:	4	129,548,006	142,001,155
Right of use Asset	5	19,858,677	24,524,727
Capital work in progress		2,392,046	-0
Intangible assets	6	4,252	10,552
Non-current-advances and deposits	7	14,053,954	11,927,126
Deffered Tax Assets	8	-	1,989,148
		165,856,935	180,452,707
Current assets			
Inventories	9	500,589,942	324,407,726
Trade receivables	10	175,215,690	100,378,321
Short term -advances and prepayments	11	98,205,689	7,111,392
Cash and bank balances	12	45,472,486	29,543,080
Current assets		819,483,807	461,440,518
Total assets		985,340,743	641,893,225
EQUITY AND LIABILITIES			
Shareholders' equity			
Share Capital	13	113,050	113,050
Retained Earnings	14	475,253,767	370,279,172
Total Shareholders' Equity		475,366,817	370,392,222
Non Current Liabilities			
Convertible preference shares	15	165,190,000	165,190,000
Lease liability - Non Current	16	19,867,843	9,740,047
Deferred Tax Liabilities	17	1,186,327	-
Non Current liabilities		186,244,170	174,930,047
Current Liabilities			
Lease liability - Current	18	-	14,889,512
Trade payables	19	209,900,394	27,796,007
Other payable	20	113,829,361	53,885,438
Current liabilities		323,729,755	96,570,956
Total Liabilities		509,973,925	271,501,003
Total Equity and Liabilities		985,340,743	641,893,225

The Annexed notes form an integral part of these financial statements



Director



Director



Muhammad Farooq FCA, Managing Partner, Enrolment No.: 0521

Howladar Yunus & Co., Chartered Accountants

Firm Registration Number: [N/A]

Dhaka, 27 April 2022

DVC No.: 2204270521AS116334

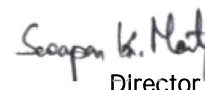
VIP Industries BD Manufacturing Private Limited
Statement of Profit or Loss and Other Comprehensive Income
For the year ended 31 March 2022

	Note	Amount in Taka	
		March 31, 2022	March 31, 2021
Revenue		1,614,415,515	447,041,766
Cost of revenue	21	(1,401,936,894)	(450,345,102)
Gross Profit		212,478,620	(3,303,336)
Administrative expenses	22	17,267,297	11,254,849
Selling and distribution expenses	23	61,959,329	16,890,165
Interest on finance lease	24	1,601,624	2,096,149
Finance cost	25	13,215,200	13,215,200
		94,043,450	43,456,363
Profit from operations		118,435,171	(46,759,699)
Other Income		1,236,900	33,507
Profit before tax		119,672,071	(46,726,192)
Provision for taxation			
Current Tax		14,809,800	-
Deferred tax expense		3,175,475	(1,989,148)
Net profit for the year		101,686,796	(44,737,044)
Other comprehensive income			
Items that will not be reclassified to profit or loss			
-Remeasurement benefit of defined benefit plans		3,868,000	4,387,000
-Income tax relating to above items		(580,200)	-
Other comprehensive income for the year, net of tax		3,287,800	4,387,000
Total comprehensive income		104,974,596	(40,350,044)

The Annexed notes form an integral part of these financial statements



Director



Director

Signed in terms of our separate report of even date



Muhammad Farooq FCA, Managing Partner, Enrolment No.: 0521

Howladar Yunus & Co., Chartered Accountants

Firm Registration Number: [N/A]

Dhaka, 27 April 2022

DVC No.: 2204270521AS116334


VIP Industries BD Manufacturing Private Limited
Statement of Cash Flow
As at 31 March 2022

	Amount in Taka	
	March 31, 2022	March 31, 2021
A. Cash Flows from Operating Activities		
Cash received from customer	1,539,578,146	589,509,789
Cash paid to suppliers & Operating Expenses	(1,473,265,588)	(541,882,168)
Finance Cost	(13,215,200)	(13,215,200)
Other Income	1,236,900	33,507
Net Cash Flows from Operating Activities	54,334,259	34,445,928
B. Cash Flows from Investing Activities		
Acquisition of Property, Plant and Equipment	(25,189,653)	(5,210,708)
Net Cash Flows from Investing Activities	(25,189,653)	(5,210,708)
C. Financing Activities		
Increase/(Decrease) in equity Share Capital	-	-
Increase/(Decrease) in share application money	-	-
Increase/(Decrease) in (Convertible Preference Shares)	-	-
Payment of Convertible Preference Dividend	(13,215,200)	(13,215,200)
Net Cash Flows from Financing Activities	(13,215,200)	(13,215,200)
D. Net Cash Flows from Total Activities	15,929,406	16,020,020
E. Opening Cash and Cash Equivalents	29,543,080	13,523,060
F. Closing Cash and Cash Equivalents	45,472,486	29,543,080
Cash and Cash Equivalents :		
Cash at Bank	45,429,142	29,405,914
Cash in Hand	43,344	137,166
	45,472,486	29,543,080

The Annexed notes form an integral part of these financial statements



Director



Director

VIP Industries BD Manufacturing Private Limited
Statement of Changes In Equity
For the year ended 31 March 2022

Particulars	Share Capital	Share Application Money	Retained Earnings	Total
Balance as on April 1, 2021	113,050	-	368,290,024	368,403,074
Net profit for the year	-	-	101,686,796	101,686,796
Other comprehensive income for the year	-	-	3,868,000	3,868,000
Balance as on March 31, 2022	113,050	-	473,844,819	473,957,869

VIP Industries BD Manufacturing Private Limited
Statement of Changes In Equity
For the year ended March 31, 2021

Particulars	Share Capital	Share Application Money	Retained Earnings	Total
Balance as on April 1, 2020	113,050	-	410,629,216	410,742,266
Net profit for the year	-	-	(46,726,192)	(46,726,192)
Other comprehensive income for the year	-	-	4,387,000	4,387,000
Balance as on March 31, 2021	113,050	-	368,290,024	368,403,074

Director

Director

VIP Industries BD Manufacturing Private Limited
Notes to the Financial Statements
as at and for the year ended 31 March 2022

1.00 Reporting entity

VIP Industries BD Manufacturing Pvt Limited is a Private Company limited by Shares incorporated on 28 th day of September, 2017 under the Companies Act, 1994 as adopted in Bangladesh.

The factory of the company is located in MS# SFB01 (Ground and 1 St and 3 Rd Floor), Mongla Export Processing Zone, Mongla, Bagerhat - 9351 and also Plot No 99-102 Mongla Export Processing Zone, Mongla, Bagerhat - 9351. The company commenced its commercial production on 6 th March, 2018.

1.01 Registered Office

The address of the Company's registered office is Plot No 99-102 , Mongla export processing zone, Mongla,Bagerhat-9351, Bangladesh

1.02 Nature of business

The Company is in the business of manufacturer and exporter of luggage, back pack and luggage related goods.

2.00 Basis of Preparation

2.01 Statement of Compliance :

The financial statements have been prepared in compliance with the requirements of the Companies Act 1994 and other relevant local laws and regulations, and in accordance with the International Financial Reporting Standards (IFRSs) and International Accounting Standards (IASs) as adopted by the Institute of Chartered Accountants of Bangladesh (ICAB).

These financial statements are of VIP Industries BD Manufacturing Private Limited as at and for the period ended 31 March 2022. These financial statements have been prepared in accordance with International Financial Reporting Standards (IFRS) and International Accounting Standard (IAS), the Companies Act 1994 and other applicable laws in Bangladesh.

The format and title of these financial statements follow the requirements of IFRSs which are to some extent different from the requirements of the Companies Act 1994. However such differences are not material and in the view of management it gives better presentation to the shareholders.

Being the general purpose financial statements, the presentation of these financial statements is in accordance with the guidelines provided by IAS 1: "Presentation of Financial Statements". A complete set of financial statements comprise:

- a. Statement of Financial Position
- b. Statement of Profit or Loss & Other Comprehensive Income
- c. Statement of Changes in Equity
- d. Statement of Cash Flows
- e. Notes comprising a summary of significant accounting policies and other explanatory information to the financial statements

2.02 Basis of Measurement :

The Company prepares its financial statements, except for cash flow information, using the accrual basis of accounting. When the accrual basis of accounting is used, an entity recognizes items as assets, liabilities, equity, income and expenses (the elements of financial statements) when they satisfy the definitions and recognition criteria for those elements in the Framework.

2.03 Functional and presentational currency :

Items included in these financial statements are measured using the currency of the primary economic environment in which the company operates ('the functional currency'). These financial statements are presented in Bangladesh Taka ("BDT") which is also the functional currency of the company. The amounts in these financial statements have been rounded off to the nearest BDT except otherwise indicated. As a result of these rounding off, in some instances the totals may not match the sum of individual balances.

2.04 Going Concern :

When preparing financial statements, management made an assessment of the entity's ability to continue as a going concern. The Company prepared its financial statements on a going concern basis. As per the requirement of Para 25 of IAS 1: Presentation of Financial Statements, the Management of the Company assessed if there were any conditions or events existed that might cause significant doubt on Company's ability to continue as a going concern. Based on these assessments, Management concluded that there were no such significant conditions or events that Management knew existed at the time we made the assessment.

2.05 Materiality and aggregation

The Company presents separately each material class of similar items and items of a dissimilar nature or function unless they are immaterial. Financial statements result from processing large numbers of transactions or other events that are aggregated into classes according to their nature or function.

2.06 Offsetting

The Company does not offset assets and liabilities or income and expenses, unless required or permitted by an IFRS.

2.07 Use of estimates and judgments

The preparation of financial statements in conformity with IFRSs requires management to make judgments, estimates and assumptions that affect the application of accounting policies and the reported amounts of assets, liabilities, income and expenses. Actual results may differ from these estimates.

Estimates and underlying assumptions are reviewed on an ongoing basis. Revisions to accounting estimates are recognized in the period in which the estimates are revised and in any future periods affected as required by IAS 8: Accounting Policies, Changes in Accounting Estimates and Errors.

2.08 Reporting Period:

These financial statements have been prepared for the period from April 01,2020 to March 31, 2022.

2.09 Date of Authorization

The Board of Directors has Authorized these Financial Statements on 27 April 2022

3.00 Significant Accounting Policies :

Accounting policies set out below have been applied consistently to all periods presented in these financial statements. Comparative information has been rearranged wherever considered necessary to conform to the current period's presentation.

3.01 Foreign currency translation

i. Foreign currency

Items included in the financial statements of each entity are measured using the currency of the primary economic environment in which the entity operates, ie. the functional currency. The financial statements of the company are presented in Taka which is the company's functional and presentation currency.

ii. Foreign currencies translation gains and losses

Foreign currencies are translated into Taka at the rates ruling on the transaction dates. Monetary assets and liabilities are translated at the rates prevailing at the date of the statement of financial position. Differences arising on conversion are charged or credited to the statement of comprehensive income.

3.02 Property, Plant and Equipment :

1) Recognition and measurement

Items of fixed assets are measured at cost less accumulated depreciation and accumulated impairment losses. The cost of an asset comprises its purchase price and any directly attributable costs of bringing the assets to its working condition for its intended use as per International Accounting Standard (IAS) 16 "Property, Plant and Equipments".

ii). Subsequent Cost

Subsequent costs is capitalized only when it is probable that the future economic benefits associated with the costs will flow to the entity. Ongoing repairs and maintenance is expensed as incurred.

iii) Depreciation

During the current Financial year, the Company has provided depreciation under Straight Line method. Accordingly, Depreciation on all property plant & equipment except land is provided on Straight Line method so as to write off the assets over their expected useful life. Depreciation on Property, Plant & Equipment has been charged on acquisition of Property, Plant & Equipment when it is available for use. Asset category wise annual depreciation rates are as follows:

Items	Rates
Building	5.00%
Furniture	10.00%
Plant and Machinery	20.00%
Vehicle	20.00%
Air Conditioning equipments	20.00%
Computer and Software	30.00%

Derecognition:

An item of property, plant and equipment is derecognised upon disposal or when no future economic benefits are expected from its use or disposal. Any gain or loss on derecognition of an item of property, plant and equipment is determined as the difference between the net disposal proceeds and the carrying amount of the asset and is recognised in profit or loss.

3.03 Intangible assets

Recognition & measurement:

- i. An intangible asset is recognized if it is probable that the future economic benefits that are attributable to the asset will flow to the entity and the cost of the assets can be measured reliably.
- ii. Software represents the value of computer application software licensed for the use of the company. Intangible assets are carried at its cost, less accumulated amortization, and impairment loss (if any).
- iii. Initial cost comprises license fees paid at the time of purchase and other directly attributable expenditures that are incurred in customizing the software for its intended use.
- iv. Expenditure incurred on software is capitalized only when it enhances and extends the economic benefits of computer software beyond their original specifications and lives and such cost is recognized as capital improvement and added to the

3.04 Employee Benefits

i) Provident Fund

The Company has introduced a Contributory Provident Fund for its eligible employees with effect from January 2018, obtaining necessary approval from the National Board of Revenue, Government of Bangladesh. Provident Fund is administered by a Board of Trustees. All confirmed employees are contributing 8.33% of their Basic salary as subscription of the fund and the Company also contributed at the same rate to the fund. The contributions are invested in compliance with the PF Trust Deed. Members are eligible to withdraw fund as per the BEPZA provident Fund policy 2012.

3.05 Convertible Preference Share

As per Para-18 (a) of International Accounting Standard (IAS) 32, "A preference share that provides for redemption by the subscriber for a fixed or determinable amount at a fixed or determinable future date, or gives the holder the right to require the issuer to redeem the instrument at or after a particular date for a fixed or determinable amount, is a financial liability".

3.06 Borrowing Cost

As per Para-36 of International Accounting Standard (IAS) 32, "Dividend payments on shares wholly recognized as liabilities are recognized as expenses in the same way as interest on a bond". The dividend on Redeemable Cumulative Preference Shares are recognized in income statement as interest expense.

3.07 Impairment :

The carrying amounts of the assets, other than inventories are reviewed at each reporting date to determine whether there is any indication of impairment. If any such indication exists then the recoverable amount of the asset is estimated. Impairment losses, if any, are recognized in Profit and Loss account.

3.08 Inventories

Inventories include raw material, work-in-progress and finished goods.

Inventories are valued in accordance with IAS 2: "Inventories" i.e. at cost or estimated net realizable value whichever is lower. The cost of inventories includes expenditure for acquiring the inventories and bringing them to their existing location and condition. Net realizable value is estimated upon selling price in the ordinary course of the business less estimated cost of completion of considering the selling. When the inventories are used, the carrying amount of those inventories are recognized in the year in which the related revenue is recognized.

3.09 Trade Receivable

Trade Receivables at the Balance Sheet date are stated at amounts which are considered realizable.

3.10 Trade Payable

Liabilities are recognized for amounts to be paid in future for goods and services received.

3.11 Accruals, provisions and contingencies

Accruals

Accruals are liabilities to pay for goods or services that have been received or supplied but have not been paid, invoiced or formally agreed with the supplier, including amounts due to employees. Accruals are reported as part of trade and other payables.

Provisions

A provision is recognized in the statement of financial position when the company has a legal or constructive obligation as a result of a past event, it is probable that an outflow of economic benefits will be required to settle the obligation and a reliable estimate can be made of the amount of the obligation. Provision is ordinarily measured at the best estimate of the expenditure required to settle the present obligation at the reporting date. Where the company expects some or all of a provision to be reimbursed, the reimbursement is recognized as a separate asset but only when the reimbursement is virtually certain. The expense relating to any provision is presented in the income statement net of any reimbursement.

Contingencies

A contingent liability is a possible obligation that arises from past events and whose existence will be confirmed only by the occurrence or non-occurrence of one or more uncertain future events not wholly within the control of the company; or a present obligation that arises from past events but is not recognised because it is not probable that an outflow of resources embodying economic benefits will be required to settle the obligation; or the amount of the obligation cannot be measured with sufficient reliability. A contingent asset is a possible asset that arises from past events and whose existence will be confirmed only by the occurrence or non-occurrence of one or more uncertain future events not wholly within the control of the company. Contingent liabilities and assets are not recognised in the statement of financial position of the company.

3.12 Revenue recognition

i. Sales revenue

In accordance with the provisions of the IFRS 15: "Revenue from Contracts with Customers"; revenue from contracts with customers represents the amount that reflects the considerations to which the entity expects to be entitled in exchange for goods supplied and service provided to customers during the year. Revenue from contracts with customers is recognized in the statement of profit or loss and other comprehensive income when the performance obligation (supply of promised goods and services) is satisfied. The performance obligation is satisfied at a point in time when the customer obtains the control of goods and services. Revenue of freight from the Vessels is recognized at the invoice date.

ii. Other Comprehensive Income

Revenues, expenses, gains and losses appear in other comprehensive income when they have not yet been realized. It is particularly valuable for understanding ongoing changes in the fair value of a company's assets.

3.13 Events after balance sheet date

All material events occurring after the reporting date are considered and where necessary, adjusted for, or disclosed. The final dividend is recognized when it is approved by the shareholders.

Dividend payable to the company's shareholders is recognized as a liability and deducted from the shareholders' equity in the period in which the shareholders' right to receive payment is established.

3.14 Taxation

The Manufacturing factory is based in Mongla Export Processing Zone (MEPZ) under BEPZA. As per the provisions of S.R.O. No. 219/2012 dated June 27, 2012, the income of the Factory is exempted from tax 100% for the first three years, 50% for next three years and 25% in the seventh year from the date of commencement of commercial production i.e. from 6 March, 2018. As per SRO and relevant provisions of Income Tax Ordinance 1984, As current year there is no operating profit so no tax provision created.

Deferred tax

Deferred tax liabilities are the amount of income taxes payable in future periods in respect of taxable temporary differences. Deferred tax assets are the amount of income taxes recoverable in future periods in respect of deductible temporary differences. Deferred tax assets and liabilities are recognized for the future tax consequences of timing differences arising between the carrying values of assets, liabilities, income, and expenditure and their respective tax bases. Deferred tax assets and liabilities are measured using tax rates and tax laws that have been enacted or substantially enacted at the balance sheet date. The impact on the account of changes in the deferred tax assets and liabilities has also been recognized in the statement of comprehensive income as per IAS-12: "Income Taxes".

3.15 Cash Flow

The cash flow forming a part of Financial Statement has been prepared under Direct method as per IAS 7.

3.16 Adoption of new standards

IFRS 16 "Leases"

IFRS 16 Leases, defines a lease as "A contract, or part of a contract, that conveys the right to use an asset for a period of time in exchange for consideration". In order for such a contract to exist the user of the asset needs to have the right to:

- Obtain substantially all of the economic benefits from the use of asset (Identifiable asset)
- The right to direct the use of asset

As per the new standard, from lessee's perspective, almost all leases being recognized on the balance sheet, the distinction between operating and finance leases is removed. Upon lease commencement a lessee recognizes a right-of-use (ROU) asset and a lease liability. The ROU asset is initially measured at the amount of the lease liability plus any initial direct costs incurred by the lessee. Adjustments may also be required for lease incentives, payments at or prior to commencement and restoration obligations or similar.

The impact of the new standard on lessees' financial statements are:

- An increase in recognized assets and liabilities
- More lease expenses recognized in early periods of lease, and less in the later periods of a lease
- A shift in lease expense classification from rental expenses to interest expense and depreciation.

The Company has adopted IFRS 16 from 1st April 2019 as proposed by IASB. In Bangladesh Institute of Chartered Accountants of Bangladesh (ICAB) adopted IFRS 16 with same effective date. As there is no other alternative regulation or guidance regarding the same, So the company has adopted IFRS 16 from the same date in preparing financial statements.

3.17 Impact of COVID-19 Pandemic

Since the beginning of 2020, there has been a vast outbreak of the COVID-19 virus worldwide and this soon turned into a pandemic scenario. Countries around the world started to impose lockdown to curb the virus spread. During late March'20, the Government of Bangladesh also enforced a country-wise lockdown to contain the virus infection and the lockdown continued until 30 May 2020. Amid this pandemic situation, almost all economic and business activities came to standstill during the lockdown period. VIP Industries BD Manufacturing Private Limited was not an exception to this scenario and we conducted very limited business operations complying with lockdown measures from April'20 to May'20. Since June'20, after the gradual lifting of lockdown, Company started to turn its business operations back to normal. Management continuously monitored the situation and took necessary measures to cultivate resilient processes to combat the situation. While preparing these financial statements, management assessed that COVID-19 did not cast any doubt on the company's ability to continue as a going concern.

		Amount in Taka	
		March 31, 2022	March 31, 2021
4.00	Property, plant and equipment:		
	Building-Factory	63,968,048	67,858,235
	Plant and Machinery	56,212,333	64,075,438
	Vehicle	1,401,086	1,757,996
	Data Process. Machine	789,773	1,194,877
	Furniture & Fixtures	5,942,608	5,886,716
	Office Equipments	1,234,158	1,227,893
		129,548,006	142,001,155
	For Details Refer Annexure-A		
5.00	Right of Use Asset		
	Right of Use Asset	19,858,677	24,524,727
		19,858,677	24,524,727
	For Details Refer Annexure-A		
6.00	Intangible Asset		
	Computer Software	4,252	10,552
		4,252	10,552
	For Details Refer Annexure-A		
7.00	Non-current-advances and deposits		
	Non-current portion		
	Security Deposit	14,053,954	11,927,126
		14,053,954	11,927,126
8.00	Deferred Tax		
	Deffered tax Assets (Net)	-	1,989,148
		-	1,989,148
9.00	Inventories		
	Raw Materials	390,572,247	256,013,776
	Work-in-progress	78,702,979	56,581,777
	Finished goods	31,314,717	11,812,173
		500,589,942	324,407,726
10.00	Trade receivables		
	VIP Industries Limited	153,479,127	100,378,321
	Others	21,736,563	-
		175,215,690	100,378,321
11.00	Short term -advances and prepayments		
11.01	Advances (considered good) to:		
	Suppliers	92,020,038	5,305,751
		92,020,038	5,305,751
11.02	Prepayments		
	Prepaid insurance and expenses	6,185,652	1,805,640
		6,185,652	1,805,640
		98,205,690	7,111,392

	Amount in Taka	
	March 31, 2022	March 31, 2021
12.00 Cash and Bank Balances		
Cash in hand	43,344	137,166
Balances with Bank		
Current Account		
State Bank of India, USD	589,482	565,144
State Bank of India, BDT	12,777	13,468
Eastern Bank USD	1,006,056	366,174
Eastern Bank BDT	11,560	32,504
City Bank -USD	40,989,491	24,710,650
City Bank -BDT	1,463,970	3,655,274
Standard Chartered Bank-USD		-
Trust Bank	722,312	22,791
Al-Alarafa Bank	633,494	39,910
	45,429,142	29,405,914
	45,472,486	29,543,080
13.00 Share Capital		
Authorized Capital:		
15000000 Equity Shares of Taka 10/- each	150,000,000	10,000,000
19000000 8% Convertible Preference Shares of Taka 10/- each	190,000,000	190,000,000
	340,000,000	200,000,000
Issued, subscribed and paid up capital:		
11305 Equity Shares of Taka 10/- each	113,050	113,050
	113,050	113,050
The aforesaid capital was subscribed as under:		
Subscribers:	<u>No. of shares</u>	<u>No. of shares</u>
Equity Share		
VIP Industries Limited, India	11,304	11,304
Mr. Dilip G. Piramal	1	1
	11,305	11,305

The Company was incorporated with an Authorized Capital of BDT 20,00,00,000 divided into 10,00,000 Ordinary Shares of BDT10/- each. And 1,90,00,000 8% Convertible Preference Shares of BDT 10/- each.

Through another Special Resolution dated February 22, 2021, the amount of Ordinary Shares were increased by addition of Taka 140,000,000 divided into 14,000,000 8% Convertible Preference Shares of Taka 10.00 each and accordingly the total amount of Authorized Capital raised to Tk: 350,000,000 divided into (a) 1,50,00,000 Ordinary Shares of Taka 10.00 each and (b) 20,000,000 Convertible Preference Shares of Taka 10.00 each.

According to IAS-32 the above Convertible Preference Shares which having redemption right has been shown under Borrowings.

	Amount in Taka	
	March 31, 2022	March 31, 2021
14.00 Retained earnings		
Opening Balance	370,279,172	410,629,216
Add: Net Profit/(loss) after tax transferred from statement of Profit & Loss	101,686,796	-44,737,044
Add: Items of other comprehensive income recognised directly in retained earnings-		
Remeasurements of post-employment benefits obligation	3,287,800	4,387,000
	475,253,767	370,279,172
15.00 Convertible preference shares		
16,519,000 8% Convertible Preference Shares of Taka 10 only	165,190,000	165,190,000
	165,190,000	165,190,000
<p>The company has issued Convertible Preference Share amounting to Taka 16,51,90,000 which will be redeemed within 10 years from the date of allotment that meet the criteria of financial liability. For that reason Convertible Preference Shares are considered as borrowing.</p>		
16.00 Lease liability - Non Current		
Long Term Lease Portion	19,867,843	9,740,047
	19,867,843	9,740,047
17.00 Deffered tax liabilities		
Deffered tax liabilities (Net)	1,186,327	
	1,186,327	-
18.00 Lease liability - Current		
Short Term Lease Portion	-	14,889,512
	-	14,889,512
19.00 Trade payables:		
Sundry creditors for goods	209,900,394	27,796,008
	209,900,394	27,796,008
20.00 Other payables		
Sundry creditors for expenses	91,089,206	39,754,799
Dividend on convertible preference shares	13,215,200	13,215,200
Provision For Tax	8,799,523	
Statutory liabilities	725,433	915,439
	113,829,361	53,885,438

		Amount in Taka	
		March 31, 2022	March 31, 2021
21.00	Cost of revenue		
	Raw Material Consumed (Note 21.01)	1,140,860,412	259,807,564
	Salary & Wages	209,063,800	102,603,024
	Manufacturing Overheads (Note 21.02)	93,636,429	63,151,837
		<u>1,443,560,640</u>	<u>425,562,425</u>
	Add: Opening Work-in-Progress	56,581,777	66,835,086
		<u>1,500,142,418</u>	<u>492,397,511</u>
	Less: Closing Work-in-Progress	78,702,979	56,581,777
	Cost of Goods Manufactured	<u>1,421,439,439</u>	<u>435,815,734</u>
	Add: Opening Stock of Finished Goods	11,812,173	26,341,541
	Cost of Goods Available For Sale	<u>1,433,251,611</u>	<u>462,157,275</u>
	Less: Closing Stock of Finished Goods	31,314,717	11,812,173
	Cost of revenue	<u>1,401,936,894</u>	<u>450,345,102</u>
	Salary & Wages (includes Provident Fund BDT 3,460,805, previous year BDT 2,446,023)		
21.01	Raw Material Consumed		
	Opening Inventory - Raw Materials & Packing Materials	256,013,776	248,972,243
	Purchases During the Period	1,275,418,882	266,849,097
	Closing Inventory - Raw Materials & Packing Materials	390,572,247	256,013,776
		<u>1,140,860,412</u>	<u>259,807,564</u>
21.02	Manufacturing Overheads		
	Power & Water	9,473,995	3,734,271
	Other Repair & Maintenance	275,158	81,131
	Consumption of Stores and spare parts	25,313,480	6,376,290
	Insurance	2,807,878	2,184,669
	Leased Rent	644,727	48,596
	Depreciation-Lease Assets	19,713,684	17,899,328
	Depreciation	35,407,507	32,827,553
		<u>93,636,429</u>	<u>63,151,837</u>
22.00	Administrative expenses		
	Travelling Expenses	2,209,027	1,025,142
	Legal & Professional Charges	718,755	830,438
	Administrative Cost	1,415,325	168,529
	Administrative salaries	5,145,656	5,511,105
	Other administrative Cost	7,778,534	3,719,634
		<u>17,267,297</u>	<u>11,254,849</u>
	Administrative salaries (includes Provident Fund BDT 216,858 previous year BDT 244,948)		
23.00	Selling and Distribution Expenses		
	Selling Expenses	61,959,329	16,890,165
		<u>61,959,329</u>	<u>16,890,165</u>
24.00	Interest on finance lease		
	Interest Finance Lease	1,601,624	2,096,149
		<u>1,601,624</u>	<u>2,096,149</u>
25.00	Finance Cost		
	Dividend on Convertible Preference shares	13,215,200	13,215,200
		<u>13,215,200</u>	<u>13,215,200</u>

26.00 Related parties

Name of the related	Relationship	Nature of transactions	Transaction Amount	Balance (Taka)	
				as at 31 March 2022	as at 31 March 2021
VIP Industries Ltd	Holding Company	Sale of goods	441,838,866	153,479,127	95,175,422
		Equity Share Capital	-	113,050	113,050
		Convertible Preference Share	-	165,190,000	165,190,000
		Dividend On Convertible Preference Share	13,215,200	13,215,200	13,215,200
VIP Accessories BD Pvt Ltd	Associate Company	Purchase of Goods	96,126,900	22,090,415	5,781,786

VIP Industries BD Manufacturing Private Limited is a Subsidiary of VIP Industries Ltd. Major products of VIP Industries BD Manufacturing Private Limited are exported to VIP Industries Ltd. Product pricing is market driven due to highly competitive luggage industry. As VIP BD Manufacturing Private Limited is in the initial years of its operations and has yet to establish its niche, product pricing is being done keeping in mind pricing of available products with similar features/looks.

VIP Industries BD Manufacturing Private Limited is a Associate Company of VIP Accessories BD Pvt Ltd. VIP Industries BD Manufacturing Pvt Ltd Purchase input materials from VIP Accessories BD Pvt LTD, Product cost is market driven due to high competitive in the local market.

27.00 Contingent liability

There was no contingent liability at the end of the year.

28.00 Number of Employees

The number of employees engaged as on 31 March, 2022, who received a total remuneration of Tk. 3,000 per month or above was 1380 Persons.

29.00 Exchange Gain/(Loss)

This represents gain/(loss) arising from translation of foreign currency into local currency as other income in statement of comprehensive income.


30.00 General

Figures are rounded off to nearest Taka.

Previous year figures have been rearranged, wherever necessary, to confirm to current period's presentation.



Director



Director

VIP Industries BD Manufacturing Private Limited
Schedule of Property, plant and Equipment
as at 31 March, 2022

Amount in Taka

Particulars	COST				DEPRECIATION/ AMORTISATION				NET BOOK VALUE	
	As at 1st April 2021	Additions	Deductions / Adjustments	As at 31st March 2022	As at 1st April 2021	For the year	Deductions/ Adjustments	As at 31st March 2022	As at 31st March 2022	As at 31st March 2021
Tangible Assets:										
Building-Factory	77,546,375	-	-	77,546,375	9,688,140	3,890,187	-	13,578,327	63,968,048	67,858,235
Plant and Machinery	136,034,691	21,489,151	-	157,523,842	71,959,252	29,352,257	-	101,311,509	56,212,333	64,075,438
Vehicle	1,784,548	-	-	1,784,548	26,552	356,910	-	383,462	1,401,086	1,757,996
Data Process. Machine	2,946,261	382,668	-	3,328,929	1,751,384	787,772	-	2,539,156	789,773	1,194,877
Furniture & Fixtures	8,232,886	899,522	-	9,132,408	2,346,170	843,630	-	3,189,800	5,942,608	5,886,716
Office Equipments	1,676,989	176,717	-	1,853,706	449,096	170,452	-	619,548	1,234,158	1,227,893
Total Tangible Assets	228,221,749	22,948,058	-	251,169,807	86,220,594	35,401,207	-	121,621,800	129,548,006	142,001,155
Intangible Assets:										
Computer Softwares	21,000	-	-	21,000	10,448	6,300	-	16,748	4,252	10,552
Total Intangible Assets	21,000	-	-	21,000	10,448	6,300	-	16,748	4,252	10,552
Right of use Asset										
Right of use Asset	57,501,342	15,047,634	-	72,548,976	32,976,615	19,713,684	-	52,690,299	19,858,677	24,524,727
	57,501,342	15,047,634	-	72,548,976	32,976,615	19,713,684	-	52,690,299	19,858,677	24,524,727

Schedule of Property, plant and Equipment
As at March 31, 2021

Amount in Taka

Particulars	COST				DEPRECIATION/ AMORTISATION				NET BOOK VALUE	
	As at 1st April 2020	Additions	Deductions / Adjustments	As at 31st March 2021	As at 1st April 2020	For the year	Deductions/ Adjustments	As at 31st March 2021	As at 31st March 2021	As at 31st March, 2020
Tangible Assets:										
Building-Factory	77,546,375	-	-	77,546,375	5,797,953	3,890,187	-	9,688,140	67,858,235	71,748,421
Plant and Machinery	133,590,340	2,444,351	-	136,034,691	44,913,552	27,045,700	-	71,959,252	64,075,438	88,676,788
Vehicle	52,500	1,732,048	-	1,784,548	16,052	10,500	-	26,552	1,757,996	36,448
Data Process. Machine	2,946,261	-	-	2,946,261	867,506	883,878	-	1,751,384	1,194,877	2,078,755
Furniture & Fixtures	8,232,886	-	-	8,232,886	1,522,881	823,289	-	2,346,170	5,886,716	6,710,005
Office Equipments	1,676,989	-	-	1,676,989	281,397	167,699	-	449,096	1,227,893	1,395,592
Total Tangible Assets	224,045,350	4,176,399	-	228,221,749	53,399,341	32,821,253	-	86,220,594	142,001,155	170,646,009
Intangible Assets:										
Computer Softwares	21,000	-	-	21,000	4,148	6,300	-	10,448	10,552	16,852
Total Intangible Assets	21,000	-	-	21,000	4,148	6,300	-	10,448	10,552	16,852
Right of use Asset										
Right of use Asset	41,157,998	16,343,344	-	57,501,342	15,077,287	17,899,328	-	32,976,615	24,524,727	26,080,711
	41,157,998	16,343,344	-	57,501,342	15,077,287	17,899,328	-	32,976,615	24,524,727	26,080,711